



TEVA PHARMACEUTICAL INDUSTRIES LTD.

FACT SHEET
Second Quarter 2008
Issued July 25, 2008
website: www.tevapharm.com



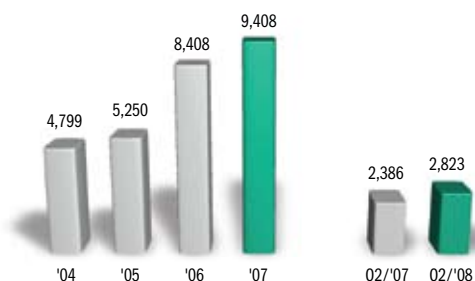
CONTACT INFORMATION: **Elana Holzman** Tel +972-3-926-7554, E-mail: elana.holzman@teva.co.il **Kevin Mannix** Tel (215) 591-8912, E-mail: kevin.mannix@tevausa.com

COMPANY OVERVIEW

Teva Pharmaceutical Industries Ltd. is one of the top 20 pharmaceutical companies in the world, specializing in the development, production and marketing of generic, branded and proprietary pharmaceuticals, biogenerics and active pharmaceutical ingredients. With operations in over 50 countries and over 28,000 employees worldwide, the Company offers a wide range of cost-effective pharmaceuticals, both generic and branded, to consumers, customers and healthcare providers. Teva's innovative R&D efforts are focused on therapies in the fields of neurology (with a focus on multiple sclerosis), autoimmune diseases and oncology. Teva's advanced innovative pipeline boasts new treatments for multiple sclerosis, in addition to new formulation or

combinations with Copaxone®, as well as treatments for Parkinson's disease, Alzheimer's disease, Lupus, hematological cancers and various solid tumors, all in various phases of clinical development. Teva differentiates itself by balancing its portfolio with generic, branded and innovative product offerings, by the strategic depth of its vertical integration and by combining local customer responsiveness with global operations and presence. Backed by over 100 years of experience in the pharmaceutical industry, Teva is not simply a leader but the clear bellwether in its business. Teva's success lies in the leadership of its management, the skills and devotion of its people, the quality of its offerings and its focus on customers and patients.

NET SALES (U.S. \$ in Millions)

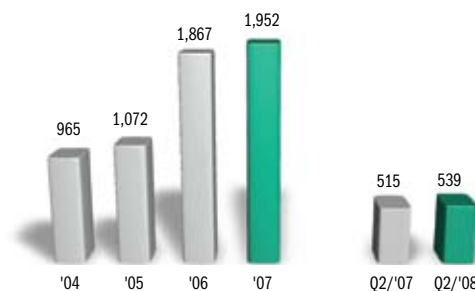


MARKET DATA (As of July 25, 2008)

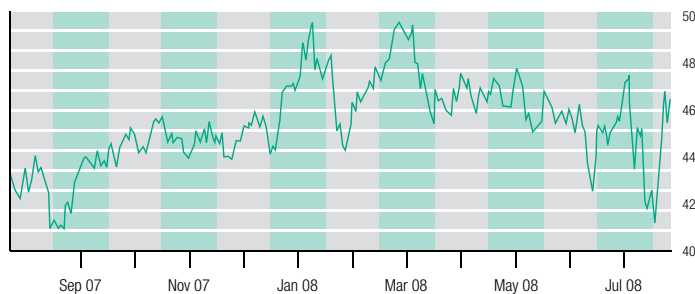
Stock Symbol	TEVA
Closing Price	\$46.18
52 Week Range	\$40.16 - \$50.00
Market Capitalization	\$36.6 billion
# 13 in NASDAQ-100	

NASDAQ-100

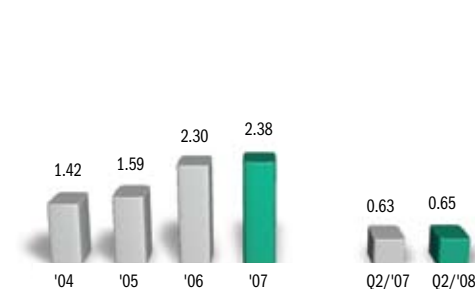
NET INCOME (U.S. \$ in Millions)



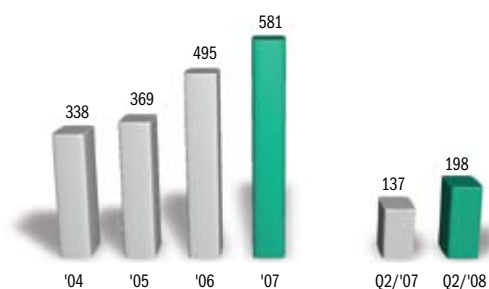
STOCK CHART (As of July 25, 2008)



EARNING PER SHARE⁽¹⁾ (U.S. \$ in Millions)



R&D EXPENSES (NET) (U.S. \$ in Millions)



⁽¹⁾ Reflects the 2:1 stock split (June 2004)



TEVA PHARMACEUTICAL INDUSTRIES LTD.



RECENT EVENTS

July 23, 2008 - Teva announced that it has completed its acquisition of Bentley Pharmaceuticals, Inc., which will operate in Spain under the Teva name. The aggregate purchase price paid by Teva was approx. \$360 million in cash.

July 23, 2008 - Teva announced the commercial shipment of its generic version of GlaxoSmithKline's Lamictal® (Lamotrigine) Tablets. The brand product had annual sales of approx. \$2.2 billion in the U.S. for the 12 months ended 3/31/08, based on IMS data. In Feb. 2005, GSK and Teva entered into an agreement to settle patent litigation under which GSK granted Teva the exclusive right to manufacture and sell a generic version of Lamictal® during the six-month pediatric exclusivity which ends on 1/22/09.

July 18, 2008 - Teva and Barr Pharmaceuticals, Inc. (NYSE: BRL) announced that they have signed a definitive agreement under which Teva will acquire Barr, the 4th largest generic drug company worldwide. The indicated combined per

share consideration amounts to \$66.50 (\$39.90 in cash and 0.6272 Teva ADRs), or a total consideration of \$7.46 billion plus the assumption of net debt of approx. \$1.5 billion. Teva expects the transaction to close in late 2008 and to become accretive to GAAP earnings in the 4th quarter after closing.

June 30, 2008 - Teva announced that the FDA has granted final approval for the Company's ANDA to market its generic version of Janssen's Risperdal® (Risperidone) Tablets. Shipment of the products has commenced. As the first company to file an ANDA containing a paragraph IV certification for this product, Teva has been awarded a 180-day period of marketing exclusivity.

June 16, 2008 - Teva announced the successful completion of ADAGIO, the phase III study designed to demonstrate that AZILECT® 1 mg tablets can slow down the progression of Parkinson's disease. In the trial, the currently marketed AZILECT® 1 mg tablets met all three primary end points with statistical significance.

SALES BY REGION

Q2/08: \$2.8 Billion

- North America 56%
- Europe⁽¹⁾ 29%
- Latin America⁽²⁾ 7%
- Israel 4%
- CEE 2%
- ROW 2%

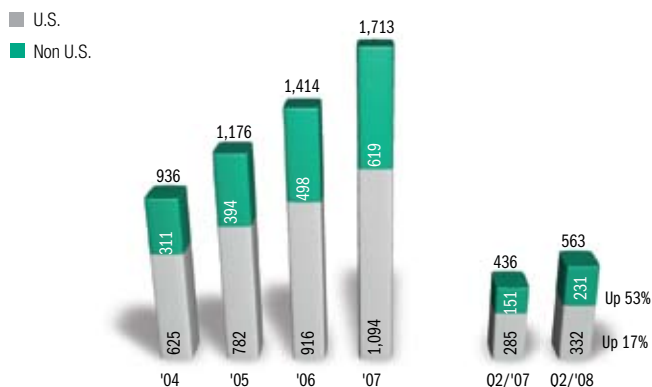


(1) Includes EU member states, Switzerland & Norway
(2) Includes Mexico

U.S. GENERIC PIPELINE (As of July 25, 2008)

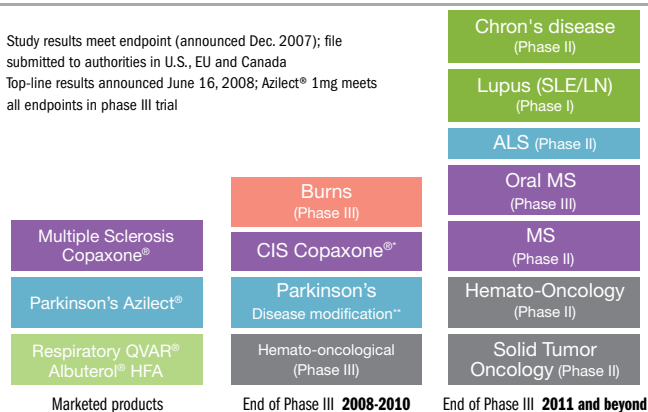
149 ANDAs -
over **\$93** billion in total branded sales
88 Paragraph VI Filings
50 First-To-File
Over **\$39** Billion In Total Branded Sales

COPAXONE® - GLOBAL IN-MARKET SALES (U.S. \$ in Millions)



PROPRIETARY BRANDED PHARMACEUTICALS - PIPELINE

* Study results meet endpoint (announced Dec. 2007); file submitted to authorities in U.S., EU and Canada
** Top-line results announced June 16, 2008; Azilect® 1mg meets all endpoints in phase III trial



GENERIC APPROVALS U.S. May - June 2008

Product		Approval/Launch Date	Branded Product		Indication
			Brand	Market size (U.S. \$ in Millions)	
Ropinirole ⁽¹⁾	Tablets	5/08	Requip®	518	Treatment of restless legs syndrome and Parkinson's disease
Cetirizine HCl ⁽¹⁾	Syrup	5/08	Zyrtec®	1,153	Perennial allergic rhinitis in children 6 to 23 months of age; uncomplicated skin manifestations of chronic urticaria in children 6 months to 5 years of age.
Zaleplon ⁽¹⁾	Capsules	6/08	Sonata®	88	Short term treatment of insomnia
Valsartan ⁽³⁾	Tablets	6/08	Diovan®	1,462	Treatment of hypertension; treatment of heart failure
Ramipril ⁽¹⁾	Capsules	6/08	Altace®	933	Treatment of hypertension
Granisetron ⁽¹⁾	Injection	6/08	Kytril®	40	Prevention of nausea and vomiting associated with chemotherapy
Risperidone ⁽¹⁾⁽²⁾	Tablets	6/08	Risperdal®	2,619	Treatment of schizophrenia in adults; Short term treatment of acute manic or mixed episodes associated with Bipolar I disorder in adults

(1) Launched; (2) Exclusivity (180 days); (3) Tentative approval