



CONTACT INFORMATION: Elana Holzman, Investor Relations, Teva Pharmaceutical Industries Ltd.
Tel ++972-3-926-7554, Fax ++972-3-926-7519, E-mail: elana.holzman@teva.co.il

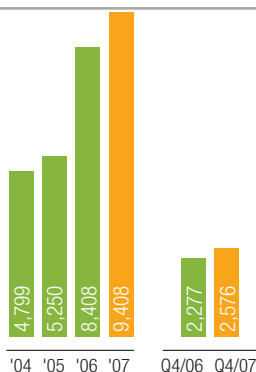
Kevin Mannix, Investor Relations, Teva North America
Tel (215) 591-8912, Fax (215) 591-8836, E-mail: kevin.mannix@tevausa.com

COMPANY OVERVIEW

Teva Pharmaceutical Industries Ltd. is one of the leading pharmaceutical companies in the world, specializing in the development, production and marketing of generic, branded and proprietary pharmaceuticals, biogenerics and active pharmaceutical ingredients. With operations in over 50 countries and approximately 26,000 employees worldwide, the Company offers the widest range of cost-effective pharmaceuticals, both generic and branded, to consumers, customers and healthcare providers. Teva's innovative R&D efforts are currently focused on therapies for CNS (with a focus on MS) autoimmune diseases and oncology. Teva's advanced innovative pipeline boasts new treatments for multiple sclerosis, in addition to new formulation or combinations with Copaxone[®], as well

as treatments for Parkinson's disease, Alzheimer's disease, Lupus, hematological cancers and various solid tumors - all in various phases of clinical development. Teva differentiates itself by balancing its portfolio with generic, branded and innovative activities, by the strategic depth of its vertical integration, by combining local customer responsiveness with a "global edge", by its geographic spread and by successfully managing increasing profitable growth and complexity. Backed by over 100 years of experience in the pharmaceutical industry, Teva is not simply a leader but the clear bellwether in its business. Our success lies in the leadership of our management, the skills and devotion of our people, the quality of our offerings and our focus on customers and patients.

NET SALES (U.S. \$ IN MILLIONS)

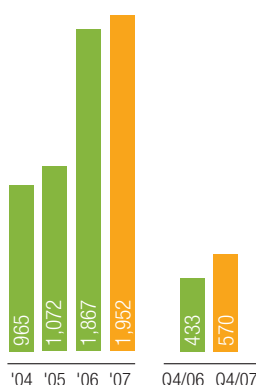


MARKET DATA (AS OF FEBRUARY 8, 2008)

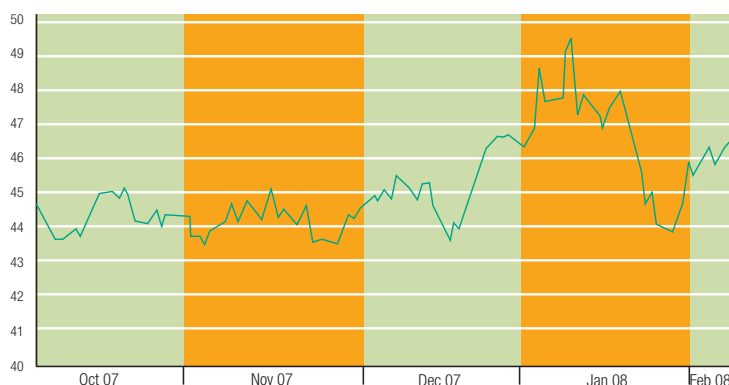
NASDAQ-100

Stock Symbol	TEVA
Recent Price	\$46.64
52 week range	\$34.25 - \$50.00
Market Capitalization	\$37 billion
# 15 in NASDAQ-100	

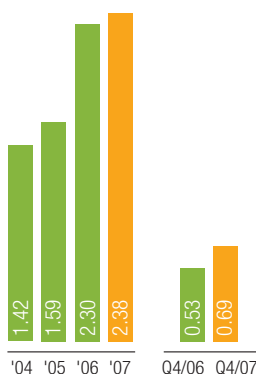
NET INCOME ⁽¹⁾ (U.S. \$ IN MILLIONS)



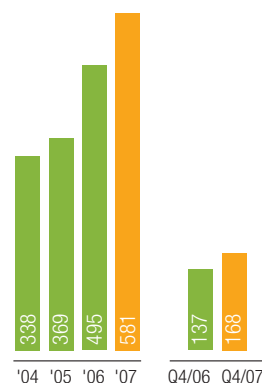
STOCK CHART (AS OF FEBRUARY 8, 2008)



EARNING PER SHARE ⁽¹⁾⁽²⁾ (IN U.S. \$)



R&D EXPENSES (NET) (U.S. \$ IN MILLIONS)



⁽¹⁾ Before non-recurring items (after tax).

⁽²⁾ Reflects the 2:1 stock splits (June 2004)



TEVA PHARMACEUTICAL INDUSTRIES LTD.

RECENT EVENTS

February 12, 2008 – Teva reported fourth quarter 2007 financial results. Q4 sales totaled \$2,576 million (up 13%). Net income and EPS reached \$570 million (up 32%) and \$0.69 (up 30%) respectively.

January 22, 2008 – Teva Pharmaceutical Industries Ltd. (Nasdaq: TEVA) today announced that it has entered into a definitive agreement to acquire CoGenesys, Inc., a privately-held biopharmaceutical company with a broad based biotechnology platform and focused on the development of peptide- and protein-based medicines across broad therapeutic categories. CoGenesys was established in 2005 as a division within Human Genome Sciences Inc. (HGS) to focus on early drug development and was spun off as an independent company in June 2006.

January 16, 2008 – Teva Specialty Pharmaceuticals, the U.S. respiratory therapy unit of Teva Pharmaceutical Industries Ltd. (Nasdaq: TEVA) and UCB

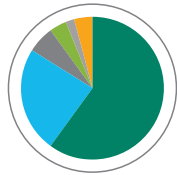
(Euronext: UCB) today announced an agreement to co-commercialize Teva's U.S. respiratory medicines. The initial product to be jointly promoted in the U.S. is Teva's ProAir®HFA (albuterol sulfate) Inhalation Aerosol. ProAir®HFA is the number-one branded hydrofluoroalkane (HFA) albuterol sulfate inhaler in the U.S. Additionally, the agreement will provide UCB future joint promotion opportunities with other products in development by Teva Specialty Pharmaceuticals. Financial terms of the agreement were not disclosed.

January 14, 2008 – Teva Pharmaceutical Industries Ltd. (Nasdaq:TEVA) announced today that it is exploring strategic alternatives for its animal health business, including a possible divestiture. This decision follows the strategic review the Company conducted in 2007.

SALES BY REGION

Q4 07: \$2.6 Billion

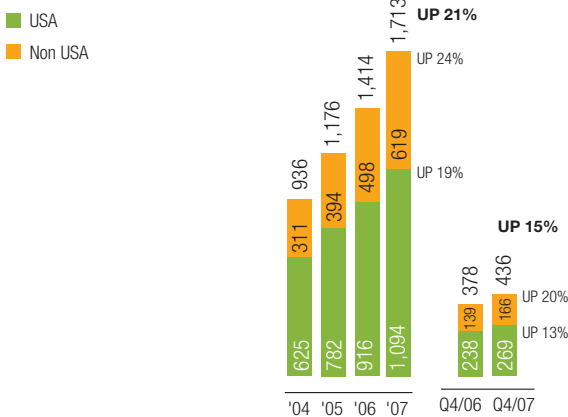
- North America - 58%
- Europe* - 25%
- Latin America** - 6%
- CEE*** - 5%
- International**** - 2%
- Israel - 4%



* Western Europe and Hungary
 ** Including Mexico
 *** Central and Eastern Europe
 **** Including Asia

IN-MARKET GLOBAL SALES OF COPAXONE®

(U.S. \$ IN MILLIONS)

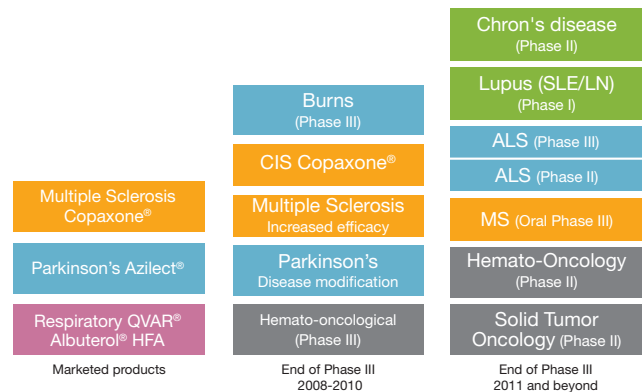


U.S. GENERIC PIPELINE (AS OF FEBRUARY 7, 2008)

160 ANDAs -
Over \$101 Billion In Total Branded Sales
92 Paragraph IV Filings
49 First-To-File:
Over \$40 Billion In Total Branded Sales

* Including products under the agreement with Andrx and Impax

PROPRIETARY BRANDED PHARMACEUTICAL - PIPELINE



* Potential sales include respiratory products

GENERIC FDA APPROVALS January 2008 - February 2008

Product	Formulation	Approval/Launch Date	Branded Product		Indication
			Brand	Market size (\$ millions)	
Alendronate Sodium	Tablets	02/08	FOSAMAX®	1,900	Osteoporosis treatment
Tamsulosin Hydrochloride (3)	Capsules	01/08	FLOMAX®	1,300	Indicated for the treatment of signs and symptoms of benign prostatic hyperplasia (BPH)
Lansoprazole	Capsules	01/08	PREVACID®	3,400	Gastric-acid pump inhibitor
Pravastatin Sodium 80 mg.	Tablets	01/08	Pravachol®	173	Indicated for treatment of certain hyperlipidemias and the primary prevention of coronary events
Donepezil Hydrochloride (3)	Tablets	01/08	ARICEPT®	1,600	Alzheimer treatment
Granisetron Hydrochloride (1)(2)	Inj. & Tabs	01/08	KYTRIL®	34 & 89	Antinauseant and antiemetic
Albuterol Sulfate and Ipratropium Bromide (1)	Inhalation Solution	01/08	DUONEB®	265	Bronchodilator

¹ Launched ² Exclusivity (180 days) ³ Tentative approval