



TEVA PHARMACEUTICAL INDUSTRIES LTD.

FACT SHEET
Third Quarter 2008
Issued Nov 6, 2008
website: www.tevapharm.com



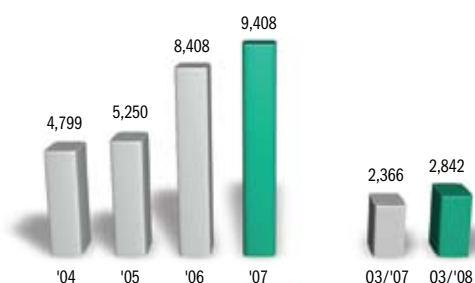
CONTACT INFORMATION: **Elana Holzman** Tel +972-3-926-7554, E-mail: elana.holzman@teva.co.il **Kevin Mannix** Tel (215) 591-8912, E-mail: kevin.mannix@tevausa.com

COMPANY OVERVIEW

Teva Pharmaceutical Industries Ltd. is one of the top 20 pharmaceutical companies in the world, specializing in the development, production and marketing of generic, branded and proprietary pharmaceuticals, biogenerics and active pharmaceutical ingredients. With operations in over 50 countries and over 28,000 employees worldwide, the Company offers a wide range of cost-effective pharmaceuticals, both generic and branded, to consumers, customers and healthcare providers. Teva's innovative R&D efforts are focused on therapies in the fields of neurology (with a focus on multiple sclerosis), autoimmune diseases and oncology. Teva's advanced innovative pipeline boasts new treatments for multiple sclerosis, in addition to new formulation or

combinations with Copaxone®, as well as treatments for Parkinson's disease, Alzheimer's disease, Lupus, hematological cancers and various solid tumors, all in various phases of clinical development. Teva differentiates itself by balancing its portfolio with generic, branded and innovative product offerings, by the strategic depth of its vertical integration and by combining local customer responsiveness with global operations and presence. Backed by over 100 years of experience in the pharmaceutical industry, Teva is not simply a leader but the clear bellwether in its business. Teva's success lies in the leadership of its management, the skills and devotion of its people, the quality of its offerings and its focus on customers and patients.

NET SALES (U.S. \$ in Millions)

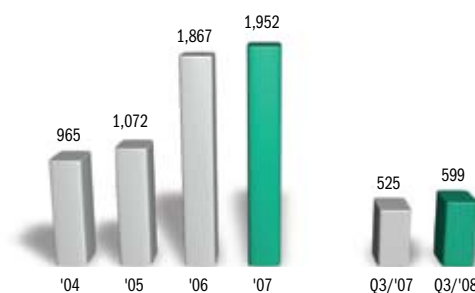


MARKET DATA (As of November 5, 2008)

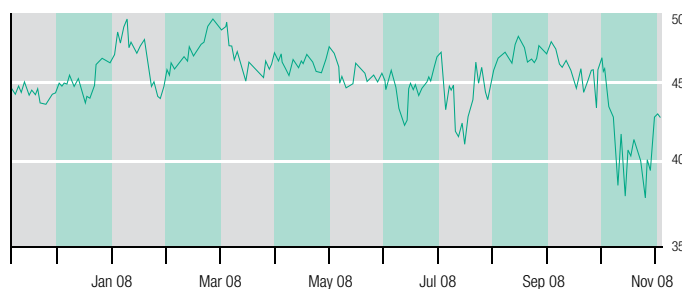
Stock Symbol	TEVA
Closing Price	\$40.67
52 Week Range	\$35.89-\$50.00
Market Capitalization	\$33.0 billion
# 10 in NASDAQ-100	

NASDAQ-100

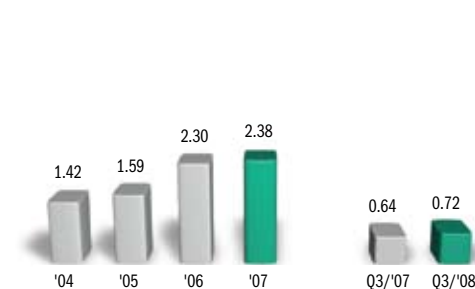
NET INCOME ⁽¹⁾ (U.S. \$ in Millions)



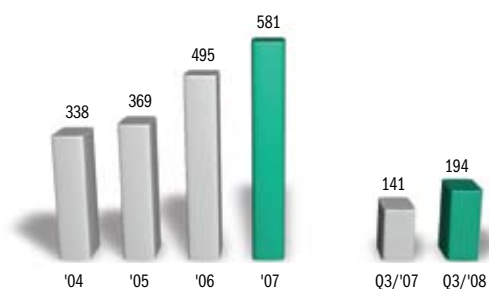
STOCK CHART (As of November 5, 2008)



EARNING PER SHARE ⁽¹⁾⁽²⁾ (U.S. \$ in Millions)



R&D EXPENSES (NET) (U.S. \$ in Millions)



⁽¹⁾ 2004, 2006 and Q3/08 figures reflect adjusted non-GAAP results

⁽²⁾ Reflects the 2:1 stock splits (June 2004)



TEVA PHARMACEUTICAL INDUSTRIES LTD.



RECENT EVENTS

November 6, 2008 - Teva reported third quarter 2008 financial results. Q3 sales totaled a record \$2,842 million (up 20%). Adjusted non GAAP net income reached \$599 million while EPS reached \$0.72, up 14% and 13%, respectively, compared to Q3 2007.

October 27, 2008 - Teva and Barr Pharmaceuticals, Inc. (NYSE: BRL) announced that Barr and its syndicate of lending banks have agreed to amend Barr's unsecured credit facilities to permit them to remain in place following Barr's acquisition by Teva. Subsequently, Teva announced that it had sufficient funds to complete the acquisition of Barr.

October 20, 2008 - Teva announced that the FDA has granted approval for its ANDA to market the generic version of Ortho McNeil's Duragesic® (Fentanyl). Shipment of this product has commenced. Annual sales of this product (brand and generic) for the 12 months ended June 30, 2008, were \$1.2 billion.

September 24, 2008 - Teva and Kowa Company, Ltd. announced an

agreement to establish a leading generic pharmaceutical company in Japan. The company, Teva-Kowa Pharma, will seek to leverage the marketing, R&D, manufacturing and distribution capabilities of each company to become a broad based supplier of high quality generics for this market and reach sales of \$1 billion in 2015. Teva-Kowa Pharma will become operational in 2009.

September 24, 2008 - Teva announced that it received a marketing authorization in Europe for its human granulocyte colony stimulating factor (G-CSF) product. Teva's product is the first biosimilar G-CSF to receive a marketing authorization in the EU and will be marketed under the brand name TevaGrastim®. Teva will progressively begin marketing the product in 2009.

September 14, 2008 - Teva announced that the U.S. Court of Appeals for the District of Columbia has vacated an April 2008 ruling, which granted Teva 180-day exclusivity for its Risperidone Tablets (Janssen's Risperdal® Tablets). As a result, the FDA is no longer enjoined from approving subsequent ANDAs.

SALES BY REGION

Q3/08: \$2.8 Billion

- North America 59%
- Europe⁽¹⁾ 26%
- Latin America⁽²⁾ 6%
- Israel 5%
- CEE 2%
- ROW 2%

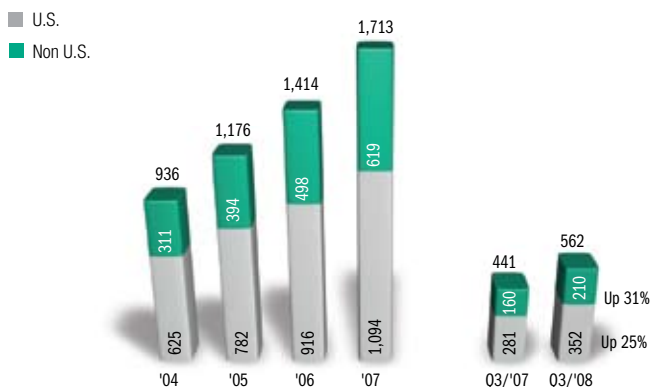


(1) Includes EU member states, Switzerland & Norway
(2) Includes Mexico

U.S. GENERIC PIPELINE (As of Oct 28, 2008)

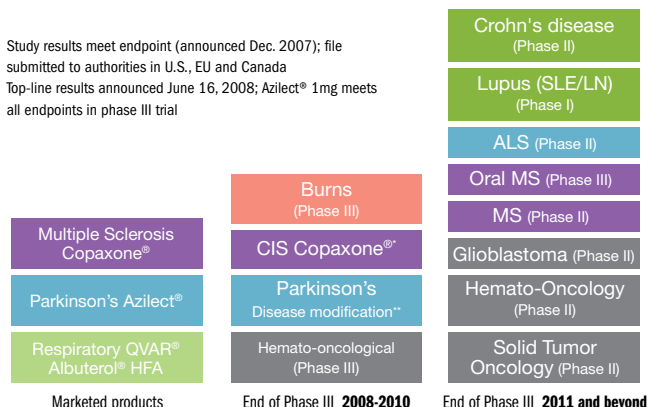
145 ANDAs -
Over **\$96** billion in total branded sales
86 Paragraph IV Filings
58 First-To-File
Over **\$42** Billion In Total Branded Sales

COPAXONE® - GLOBAL IN-MARKET SALES (U.S. \$ in Millions)



PROPRIETARY BRANDED PHARMACEUTICALS - PIPELINE

* Study results meet endpoint (announced Dec. 2007); file submitted to authorities in U.S., EU and Canada
** Top-line results announced June 16, 2008; Azilect® 1mg meets all endpoints in phase III trial



GENERIC APPROVALS U.S. July - October 2008

Product	Approval/Launch Date	Branded Product		Indication
		Name	Market size (U.S. \$ in Millions)	
Doxycycline ⁽¹⁾	POS	7/16/08	Vibramycin® 13	Antibiotic
Divalproex ⁽¹⁾	DR Tablets	7/29/08	Depakote® CP 821	Anticonvulsant, treatment of manic episodes associated with Bipolar disorder, and indicated for prophylaxis of migraine.
Sumatriptan ⁽²⁾	Inj Syringe	7/29/08	Imitrex® 212	Acute treatment of migraine attacks and cluster headaches.
Adenosine ⁽¹⁾	Inj Syringe	7/31/08	Adenocard® 9	Restoration of normal sinus rhythm in patients with paroxysmal supraventricular tachycardia.
Arsenic Trioxide ⁽³⁾	Injection	10/03/08	Trisenox® 18	Induction of remission in certain patients with acute promyelocytic leukemia
Fentanyl	Transdermal	10/20/08	Duragesic® 1,216	Management of moderate to severe chronic pain

(1) Launched; (2) Exclusivity (180 days); (3) Tentative approval